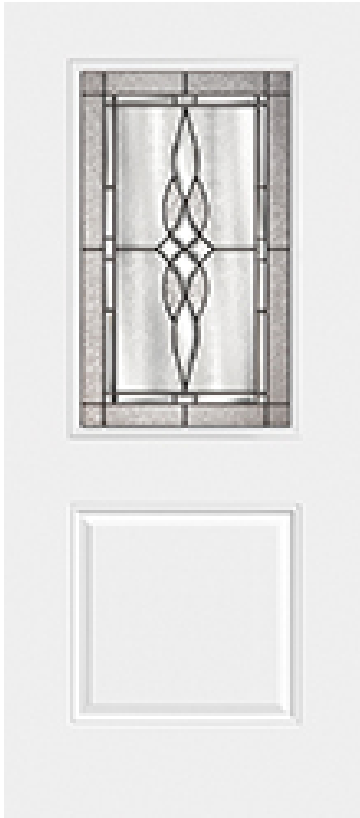




Specifications





**Series:** Designer Series  
**Product Line:** Exterior Door  
**Species:** Smooth Fiberglass  
**Material:** Fiberglass  
**Surface:** Smooth Fiberglass  
**Glass Family:** Prestige  
**Caming Color:** Black Chrome  
**Height:** 6-8  
**Available Widths:** 2-8, 3-0  
**Thickness:** 1-3/4"

Pre-Finish Paint Options

Frame Options

-  FrameSaver
-  Solid Wood Frame

Accessories

-  Aluminum Clad
-  Trilennium Multi Point Lock System

- |  |   |   |
|--|---|---|
|  Magnetic        |  Steel              |  Otter Tail       |
|  Agate          |  Cobblestone       |  Canvas          |
|  Evening Gray   |  Thunder Cloud     |  Stonehenge      |
|  Coastal Gray   |  Blackberry        |  Eggplant        |
|  Mauve Stone    |  Smooth Violet     |  Turbo           |
|  Crimson        |  Burgundy Wine     |  Country Redwood |
|  Spice          |  Medium Bronze     |  Terratone       |
|  Dark Ash       |  Sandstone         |  Shutter Blue    |
|  Cobalt Blue    |  Phillipsburg Blue |  Slate Blue      |
|  Quicksilver    |  Evergreen         |  Grove Green     |
|  Tropical Water |  Birch Brush       |  Cavern Moss     |
|  Bahama Brown   |  Bear              |  Rain Barrel     |
|  Sage Brush     |  Tumbleweed        |  Mystic Sand     |
|  Almond         |  Bark              |  Dough           |
|  Light Clay     |  Shell             |  French Cream    |



Tear Drop



Cottage White



White



Arctic White